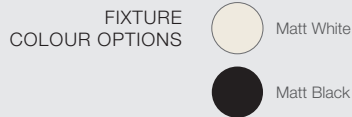


# VASARI 4 SQUARE

## WALLWASH

RECESSED SQUARE  
WALLWASH DOWNLIGHT  
LUMINAIRE



**ELR**<sup>®</sup>

- Compatible with 35, 50 and 100 series LED modules
- Colour temperature options: 2700K, 3000K, 4000K, 5000K, tuneWHITE™, WARM DIM
- Colour rendering index: 85 or 95
- Up to 50,000 hours L80 lamp life with LM80 tested LED chip packages
- Luminous flux: 310lm to 3000lm (depending on LED module)
- Supplied with non-dimmable or phase/0-10V/DALI dimmable LED driver
- 125mm x 125mm cutout
- Wallwash at 30° with linear spreader lens
- ATePS™ Automated Thermal Protection System
- ComfyEYE, reduced flicker percentage
- X-Beam, maximising light output ratio with converging optical lens
- Interchangeable LED module system
- Fitted with IP54 spread lens
- Optional honeycomb anti-glare louvre



*The information above  
is at nominal values  
accuracy of +/-7%.*

### AVAILABLE OPTIONS

#### LED MODULE



#### TEMPERATURE



#### DRIVER

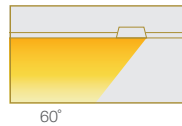


#### ACCESSORIES



#### BEAM ANGLE

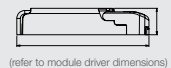
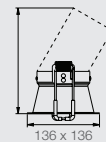
##### WALLWASH



### DIMENSIONS (MM)

*\*Displayed height measurements are for  
highest point of fitting.*

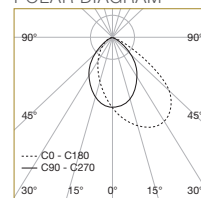
35N : 98  
50N : 123  
50C/P : 123  
100C/P : 143



# VASARI 4 WALLWASH

100 PRO

POLAR DIAGRAM



| Meter | E <sub>max</sub> (lx) |     |
|-------|-----------------------|-----|
|       |                       | 60° |
| 1     | E (0°)                | 977 |
| 2     | E (0°)                | 244 |
| 3     | E (0°)                | 109 |

Correction Factor : 100C - f = 0.68

# VASARI 4 WALLWASH

## ORDERING MATRIX CHART



| FIXTURE  |        |                    |                      |                              | SINGLE CCT LED MODULE |               |                      |                  | DRIVER            |
|--|--------|--------------------|----------------------|------------------------------|-----------------------|---------------|----------------------|------------------|-------------------|
| Type   | Shape  | Angle              | Colour               | Accessories                  | LED Power             | Beam Angle    | Colour Temp          | CRI              | Dimming           |
| <b>VASARI-4</b>  |        |                    |                      |                              |                       |               |                      |                  |                   |
| <b>RD</b>  | Round  | <b>WW</b> WALLWASH | <b>WH</b> Matt White | None                         | <b>35N</b> 6W         | <b>10</b> 10° | <b>27</b> 2700K      | Standard         | <b>ND</b> Non-Dim |
| <b>SQ</b>  | Square |                    | <b>MB</b> Matt Black | <b>AGL</b> Anti-Glare Louvre | <b>50N</b> 7.5W       | <b>20</b> 20° | <b>30</b> 3000K      | <b>PA</b> ProART | <b>PH</b> Phase   |
|  |        |                    |                      |                              | <b>50C</b> 10W        | <b>35</b> 35° | <b>40</b> 4000K      |                  | <b>AN</b> 0-10V   |
|  |        |                    |                      |                              | <b>50P</b> 13W        | <b>60</b> 60° | <b>50</b> 5000K      |                  | <b>DA</b> DALI    |
|  |        |                    |                      |                              | <b>100C</b> 16W       | <b>12</b> 12° | <b>27</b> 2700K      | Standard         | <b>ND</b> Non-Dim |
|  |        |                    |                      |                              | <b>100P</b> 25W       | <b>20</b> 20° | <b>30</b> 3000K      | <b>PA</b> ProART | <b>PH</b> Phase   |
|  |        |                    |                      |                              |                       | <b>35</b> 35° | <b>40</b> 4000K      |                  | <b>AN</b> 0-10V   |
|  |        |                    |                      |                              |                       | <b>60</b> 60° | <b>50</b> 5000K      |                  | <b>DA</b> DALI    |
| WARM DIM LED MODULE  |        |                    |                      |                              |                       |               |                      | DRIVER           |                   |
|  |        |                    |                      |                              | <b>35N</b> 6W         | <b>10</b> 10° | <b>WD</b> WARM DIM   | <b>PA</b> ProART | <b>PH</b> Phase   |
|  |        |                    |                      |                              | <b>50N</b> 7.5W       | <b>20</b> 20° |                      |                  | <b>AN</b> 0-10V   |
|  |        |                    |                      |                              | <b>50P</b> 13W        | <b>35</b> 35° |                      |                  | <b>DA</b> DALI    |
|  |        |                    |                      |                              | <b>100P</b> 25W       | <b>60</b> 60° |                      |                  |                   |
| <i>*10° Beam angle option is only available with 35N and 50N WARM DIM LED Modules.</i> |        |                    |                      |                              |                       |               |                      |                  |                   |
| tuneWHITE™ LED MODULE  |        |                    |                      |                              |                       |               |                      | DRIVER           |                   |
|  |        |                    |                      |                              | <b>50N</b> 7.5W       | <b>20</b> 20° | <b>TW</b> tuneWHITE™ | <b>PA</b> ProART | <b>DA</b> DALI    |
|  |        |                    |                      |                              | <b>50P</b> 13W        | <b>35</b> 35° |                      |                  |                   |
|  |        |                    |                      |                              | <b>100P</b> 25W       | <b>60</b> 60° |                      |                  |                   |

example: VASARI-4.RD.WW.WH.AGL.100P.60.27.DA  
\*Custom RAL colour options available.